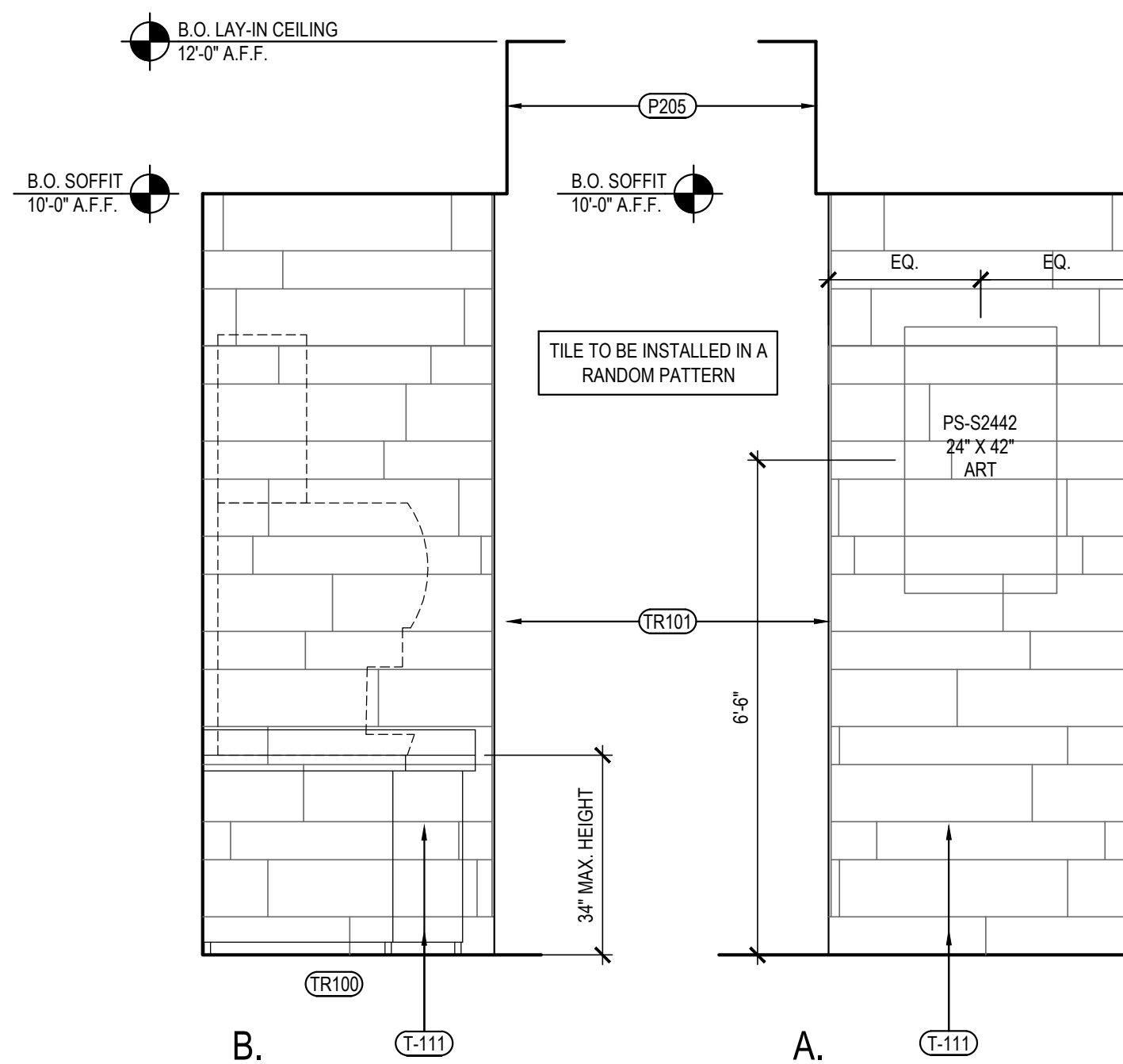


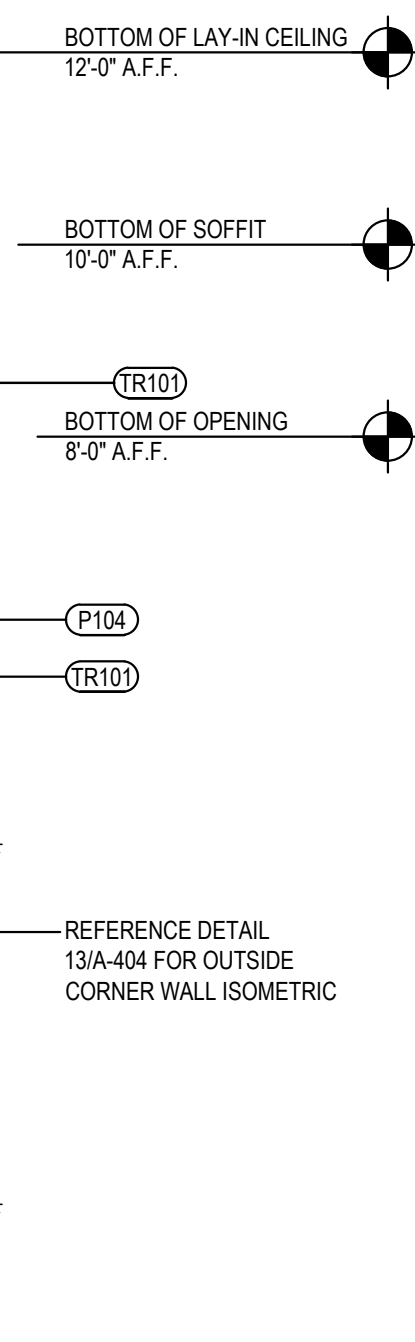
GENERAL DECOR NOTE:
ALL WALL DECORATIONS, PRINT LOCATIONS,
ETC... TO BE VERIFIED WITH PANDA EXPRESS
BY G.C.

G.C. SHALL PROVIDE/INSTALL ANY
CONCEALED BACKING, MISC. HARDWARE NOT
PROVIDED BY OWNER, ETC... AS REQUIRED.

COORDINATE LOCATION OF ALARM DEVICES
WITH ARTWORK (IF REQUIRED).



DINING ROOM ELEVATION	3
Scale= 1/2" = 1'-0"	A-500



DINING ROOM ELEVATION	2
Scale= 1/2" = 1'-0"	A-500



All ideas, designs, arrangement and plans indicated or represented by this drawing are the property of Panda Express Inc. and were created for use on this specific project. None of these ideas, designs, arrangements or plans may be used by or disclosed to any person, firm, or corporation without the written permission of Panda Express Inc.

REVISIONS:

[illegible]

ISSUE DATE:

1	05.18.2022 ISSUE FOR PERMIT
2	06.22.2022 ISSUE FOR BID

DRAWN BY: KRT, JDV

PANDA PROJECT #: - S823-D20180
C&P PROJECT #: - 2220195



06.22.2022

NOT FOR
CONSTRUCTION

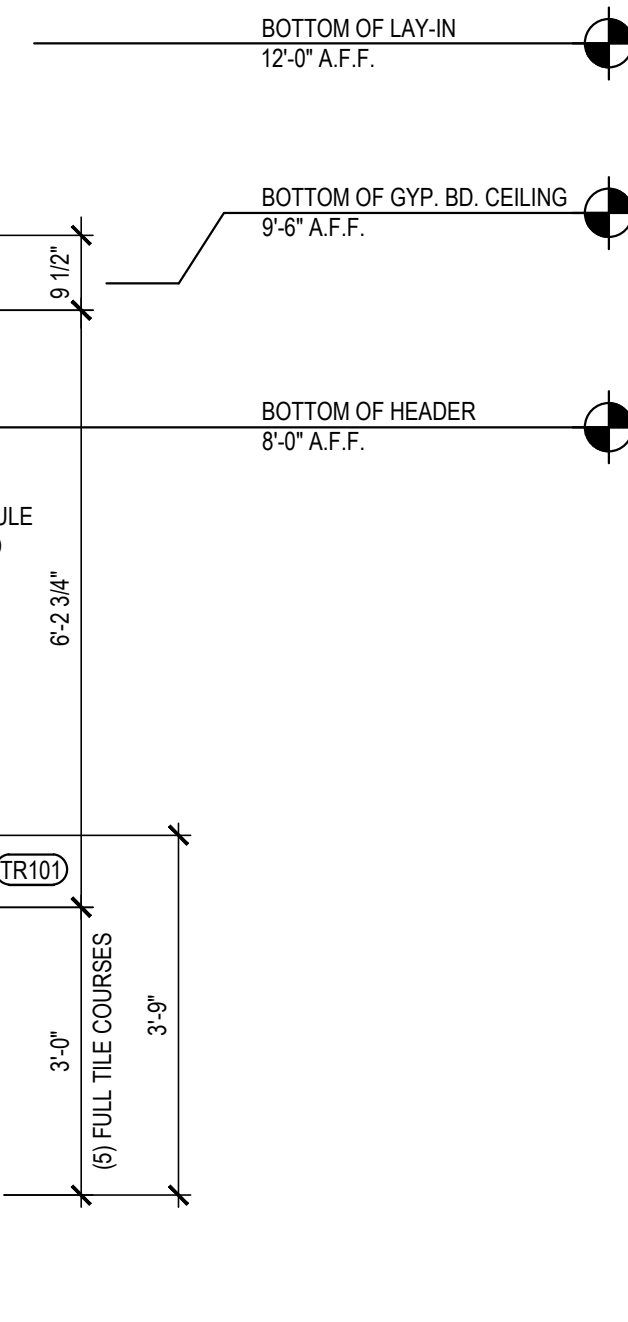
PANDA EXPRESS

TRUE WARM & WELCOME 2500
N PLEASANTBURG DR & FURMAN HALL RD
GREENVILLE, SC 29609

A-500

INTERIOR ELEVATIONS

TRUE WARM & WELCOME 2500 R2



DINING ROOM ELEVATION	1
Scale= 1/2" = 1'-0"	A-500

Scale= 1/2" = 1'-0" **A-500**