

TRUEWAY KIDS .COM



# ABRAHAM'S PRAYER

GENESIS 18:16-33

# SESSION 9: A PRAYER OF INTERCESSION: "ABRAHAM ADVOCATES FOR OTHERS" (GENESIS 18:16-33)

**Theme:** Interceding on Behalf of Others

**Bible Passage:** Genesis 18:16-33

**Learning Point:** This session focuses on the power and importance of intercessory prayer, using Abraham's plea for Sodom as an example. Children will learn about the impact of praying for others and understanding the influential role of intercession in the lives of those around us and our wider communities.

## BIBLE TALK OUTLINE:

### CIRCLE OF CARE

- Begin with a group activity. Ask each child to draw or write down the names of three people they care about.
- Allow some time for each child say a brief prayer for one of the names on their list (silently or aloud), illustrating how we can surround others with care through our prayers, just as Abraham did for Sodom.

### INTRODUCTION TO ABRAHAM'S PRAYER

- Introduce Abraham as a man who not only had a special relationship with God but also deeply cared for others.
- Set the context by explaining how God revealed to Abraham the plan to destroy Sodom and Gomorrah due to their wickedness. Abraham was concerned for the people living there despite being safe himself.
- Highlight that Abraham's response was to intercede - to step in and speak to God on behalf of the people of Sodom.

### ABRAHAM'S PRAYER OF INTERCESSION

- Read Genesis 18:23-33, focusing on how Abraham respectfully yet boldly approached God, pleading for the city if righteous people could be found.
- Discuss the persistence and care Abraham showed in his prayer.

## KEY POINTS OF ABRAHAM'S PRAYER OF INTERCESSION

### 1. PRAYING FOR EVERYONE AROUND US

- Ask, "Did you know we can talk to God about our friends, family, and even people we've never met?"
- Teach that praying for others is a special way to show we care and share God's love with them.
- Share stories or examples where someone's prayer made a big difference, showing kids that their prayers are powerful and full of love, reaching far beyond what they might imagine.



## 2. PRAYING WITHOUT 'DESERVING'

- Highlight Abraham's story, asking, "Did Abraham only pray for people who were nice or 'deserved' it?"
- Discuss how Abraham prayed for Sodom because he knew God's heart is full of love and mercy, not because the people earned it.
- Talk about praying for everyone, even those who might not seem 'deserving,' because everyone needs a bit of God's love, and it's not our job to decide who gets it.

## 3. JESUS PRAYS FOR US TOO

- Ask, "Did you know that right now, Jesus is praying for you in heaven?"
- Teach that the Bible tells us Jesus stands before God, speaking on our behalf, showing us the ultimate example of caring for others (Hebrews 7:25).
- Encourage children to reflect on how special it feels to know Jesus Himself prays for us and to use His example as inspiration to pray for others. It's like being part of a big prayer team with Jesus as the leader.

## Practicing a Prayer of Intercession

- Arrange the room with pictures representing different members of your community, nations of the world, or specific situations that need prayer.
- Give the children a brief explanation of each station, helping them understand who or what they will pray for.
- Allow the children time to move quietly around the room, stopping at each station. At each stop, encourage them to say a short prayer for the people or situation the station represents.
- Remind them that just like Abraham, they are stepping in to speak to God on behalf of these people or situations, asking for His help, mercy, and blessings.

## CONCLUSION

- Reaffirm that God listens to and values our prayers for others and that we can make a significant difference through our prayers.





# STORY: ABRAHAM'S PRAYER OF INTERCESSION

One hot day, while sitting outside his tent, Abraham had some special visitors.

Abraham welcomed them, unaware that they were about to deliver news that would fill his heart with both joy and concern.

The visitors, messengers from God, brought Abraham a promise that defied all odds, and despite their old age, he and his wife Sarah would soon have a son. This was the most wonderful news.

But as the joy of the promise still in his heart, the tone shifted.

The visitors also shared some sad news about two cities called Sodom and Gomorrah. These cities were really evil, and the people did lots of bad things. Things had gotten so bad that they needed to be stopped. God told Abraham the cities were to be destroyed.

Abraham's mind raced with thoughts. His nephew Lot and his family lived in Sodom. What would become of them? And what about the others? Were there not innocent lives and hearts still capable of goodness amidst the bad?

With a brave and caring heart, Abraham approached God. He stood before Him and started a bold yet humble conversation.

Abraham asked God, "Will you sweep away the righteous with the wicked? What if there are fifty righteous people in the city? Will you really destroy it away and not spare the place for the sake of the fifty righteous people in it?"

God listened to Abraham's plea and answered, "If I find fifty righteous people in the city of Sodom, I will spare the whole place for their sake."

But Abraham didn't stop there. What if there were fewer than fifty? Abraham continued, humbly asking if the city would be spared for forty-five, then forty, then thirty, then twenty, and finally ten righteous people. And each time, God answered, "For the sake of ten, I will not destroy it."

Abraham's heart was filled with gratitude and hope. His intercessory prayer showed his deep care for others and his trust in God's mercy.

Even though the cities were eventually destroyed due to the lack of even ten righteous people, Abraham's prayer is a powerful example of intercession and compassion.



# SMALL GROUP GAMES

## GAME: "UNIQUE NUMBER CHALLENGE"

**Objective:** To remind children of Abraham's prayer to save the city for a small number of people.

**Instructions:**

1. Give each child a piece of paper to write a low number they think no one else will choose.
2. Once everyone has written a number, have them show it to the group.
3. The lowest unique number wins (numbers chosen by more than one child cancel each other out).

**After the game,** discuss how Abraham was chosen by God because of his unique faith and obedience. Abraham asked God to save Sodom for a low number of people, but even they could not be found.

## GAME: "SEARCH AND FIND"

**Objective:** To illustrate the challenge Abraham faced in finding ten righteous people in Sodom.

**Instructions:**

1. The leader calls out an item and a specific number (e.g., "Fetch me 3 pencils").
2. Teams must quickly gather the exact number of the requested items and bring them to the leader.
3. The game continues with different items and numbers.

**After the game,** discuss how, similar to the challenge of finding the specific items in the game, God could not find even ten righteous people in Sodom.



# MEMORY VERSE:

"I urge that petitions, prayers, intercessions, and thanksgiving be offered for everyone!" – 1 Timothy 2:1

## PRAYER WEB

**Objective:** To visually and interactively explore the concept of praying for everyone, as encouraged in 1 Timothy 2:1, and to memorize the verse through a collective and engaging activity.

**Materials:** A ball of string, Clothespins, Index cards or sticky notes, Pens or markers, Photos or names of various people (family, community helpers, world leaders, etc.)

A central point to start the web (e.g., a large poster with 1 Timothy 2:1 written on it)


### Instructions:

1. Begin by reading 1 Timothy 2:1 together: "I urge that petitions, prayers, intercessions, and thanksgiving be offered for everyone!" Discuss the types of prayers mentioned and whom they should be for.
2. Attach the ball of yarn to the centre of your classroom, where you've displayed the verse prominently.
3. Have the children form a circle around the room. Pass the string from one child to another across the circle, unravelling it as they go, to create a web. Each time the yarn is passed, the child receiving it shares a person or group they want to pray for, reflecting the "everyone" from the verse.
4. (optional) As the web is formed, children can use clothespins to attach their prayer requests to the string web nearest to them.
5. Once the web is complete, repeat the verse again and lead the children in a prayer for everyone.

**Discussion:** Reflect on how it represents our connectedness and the impact of our prayers on others. Highlight how each string and prayer is part of a larger tapestry of intercession that surrounds our community and world, inspired by the example set in 1 Timothy 2:1.




# MEMORY VERSE CARDS




**ABRAHAM'S PRAYER**  
GENESIS 18:16-33

"I urge that petitions,  
prayers, intercessions,  
and thanksgiving be  
offered for everyone!"  
– 1 Timothy 2:1




**ABRAHAM'S PRAYER**  
GENESIS 18:16-33

"I urge that petitions,  
prayers, intercessions,  
and thanksgiving be  
offered for everyone!"  
– 1 Timothy 2:1




**ABRAHAM'S PRAYER**  
GENESIS 18:16-33

"I urge that petitions,  
prayers, intercessions,  
and thanksgiving be  
offered for everyone!"  
– 1 Timothy 2:1




**ABRAHAM'S PRAYER**  
GENESIS 18:16-33

"I urge that petitions,  
prayers, intercessions,  
and thanksgiving be  
offered for everyone!"  
– 1 Timothy 2:1




**ABRAHAM'S PRAYER**  
GENESIS 18:16-33

"I urge that petitions,  
prayers, intercessions,  
and thanksgiving be  
offered for everyone!"  
– 1 Timothy 2:1




**ABRAHAM'S PRAYER**  
GENESIS 18:16-33

"I urge that petitions,  
prayers, intercessions,  
and thanksgiving be  
offered for everyone!"  
– 1 Timothy 2:1



**ABRAHAM'S PRAYER**  
GENESIS 18:16-33

"I urge that petitions,  
prayers, intercessions,  
and thanksgiving be  
offered for everyone!"  
– 1 Timothy 2:1




**ABRAHAM'S PRAYER**  
GENESIS 18:16-33

"I urge that petitions,  
prayers, intercessions,  
and thanksgiving be  
offered for everyone!"  
– 1 Timothy 2:1





# **DRAW PICTURES OF DIFFERENT PEOPLE YOU CAN PRAY FOR THIS WEEK**





# FROM MOST TO LEAST


In Genesis 18, Abraham asks God to spare the city of Sodom if certain numbers of righteous people are found within it, starting with a larger number and then decreasing the number. Look up the verse and write the numbers below.



verse 24	
verse 28	
verse 29	
verse 30	
verse 31	
verse 32	



# HELP LOT (ABRAHAM'S NEPHEW) ESCAPE THE CITY



# I WILL PRAY FOR ... WORD SEARCH

S	Z	T	T	S	S	E	L	E	M	O	H	G	R	M
T	L	W	G	K	K	T	P	T	V	Y	C	S	N	I
N	F	F	T	Y	R	A	N	T	G	D	J	R	K	S
E	J	I	X	H	S	S	R	E	I	D	L	O	S	S
R	T	C	R	T	L	S	M	S	L	M	F	T	P	I
A	G	T	O	E	E	D	R	V	L	Z	B	C	R	O
P	G	R	M	I	F	E	T	K	X	M	Q	O	I	N
R	S	K	M	B	H	I	F	R	I	E	N	D	S	A
P	L	E	L	C	S	R	G	D	K	P	T	D	O	R
L	N	R	A	E	T	E	K	H	R	N	K	N	N	I
E	L	E	X	K	A	Q	S	R	T	K	T	X	E	E
M	T	W	Y	K	Z	D	H	R	Z	E	B	N	R	S
P	O	L	I	C	E	M	E	N	U	R	R	Q	S	L
R	E	F	U	G	E	E	S	R	F	N	K	S	B	R
N	L	L	N	G	C	L	A	S	S	M	A	T	E	S

CLASSMATES  
DOCTORS  
ENEMIES  
FIREFIGHTERS  
FRIENDS  
HOMELESS  
LEADERS  
MISSIONARIES  
NURSES  
PARENTS  
PASTORS  
POLICEMEN  
PRISONERS  
REFUGEES  
SOLDIERS  
TEACHERS



# ABRAHAM'S PRAYER







# CRAFT – PRAYER FLOWER

In this craft, children to create a colorful flower with petals that represent individuals they commit to pray for.

## What you need:

- Prayer Flower template
- Lollipop stick
- Colouring equipment
- Scissors
- Glue

## What to do:

- Colour the template.
- Write names on each petal.
- Cut out the parts.
- Glue everything in place.



Video: <https://youtu.be/MiMy7bBOe8I>

# CRAFT – PHOTO FRAME

This craft encourages children to create a personalized photo frame using lollipop sticks. They can decorate it and add a photo or drawing of someone they want to remember to pray for, inspired by Abraham's prayerful concern for others.

## What you need:

- Lollipop sticks (4 per frame)
- Backing card / paper
- Glue
- Decorative items (stickers, markers, glitter, etc.)
- A photo or drawing of someone to pray for.

## What to do:


1. Glue 4 lollipop sticks into a square and attach to backing card. Let dry. (Or prep ahead.)
2. Decorate the frame with markers, stickers, or glitter.
3. Choose someone to pray for and add their photo or drawing to the frame.
4. Put the frame where you'll see it every day to remember to pray for them.



Video: <https://youtu.be/LKVtLNuuk4I>




**I WILL  
PRAY  
FOR**







# REWARD CARDS




**ABRAHAM'S  
PRAYER**  
**GENESIS 18:16-33**




**ABRAHAM'S  
PRAYER**  
**GENESIS 18:16-33**




**ABRAHAM'S  
PRAYER**  
**GENESIS 18:16-33**




**ABRAHAM'S  
PRAYER**  
**GENESIS 18:16-33**




**ABRAHAM'S  
PRAYER**  
**GENESIS 18:16-33**




**ABRAHAM'S  
PRAYER**  
**GENESIS 18:16-33**



**ABRAHAM'S  
PRAYER**  
**GENESIS 18:16-33**



**ABRAHAM'S  
PRAYER**  
**GENESIS 18:16-33**



**ABRAHAM'S  
PRAYER**  
**GENESIS 18:16-33**





# CLOSING PRAYER

Dear God,

Thank You for teaching us the power and importance of praying for others.

Thank You for showing us that we can come to You on behalf of our friends, family, and even those we don't know, asking for Your mercy and grace in their lives.

Please help us to follow Abraham's example and pray for those around us, trusting in Your compassion and love.

In Jesus' name, Amen.

## SONGS

Recommended worship songs. Not produced by Trueway Kids. YouTube Videos to be used for personal use only.

Philippians 4v6-7: Bible Memory Verse Song - <https://youtu.be/AaOI0Wj4fZs>

Lord, Teach Us to Pray - <https://youtu.be/PiuEJstIE34>

## ANSWERS

