



A Quick Introduction to C Programming

Lewis Girod
CENS Systems Lab

July 5, 2005

<http://lecs.cs.ucla.edu/~girod/talks/c-tutorial.ppt>

or,

What I wish / had known about C
during *my* first summer internship

With extra info in
the NOTES


High Level Question: Why is Software Hard?

Answer(s):

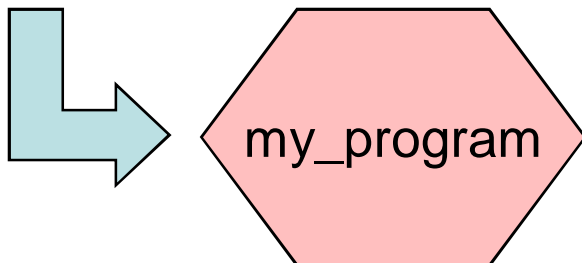
- **Complexity**: Every conditional (“if”) doubles number of paths through your code, every bit of state doubles possible states
- **Mutability**: Software is easy to change.. Great for rapid fixes 😊.. And rapid breakage ☹️.. always one character away from a bug
- **Flexibility**: Programming problems can be solved in many different ways. Few hard constraints → plenty of “rope”.

Writing and Running Programs

```
#include <stdio.h>
/* The simplest C Program */
int main(int argc, char **argv)
{
    printf("Hello World\n");
    return 0;
}
```



```
$ gcc -Wall -g my_program.c -o my_program
tt.c: In function 'main':
tt.c:6: parse error before `x'
tt.c:5: parm types given both in parmlist and separately
tt.c:8: `x' undeclared (first use in this function)
tt.c:8: (Each undeclared identifier is reported only once
tt.c:8: for each function it appears in.)
tt.c:10: warning: control reaches end of non-void function
tt.c: At top level:
tt.c:11: parse error before `return'
```



1. Write text of program (source code) using an editor such as emacs, save as file e.g. my_program.c

2. Run the compiler to convert program from source to an “executable” or “binary”:

```
$ gcc -Wall -g my_program.c -o my_program
```

-Wall -g ?

3-N. Compiler gives errors and warnings; edit source file, fix it, and re-compile

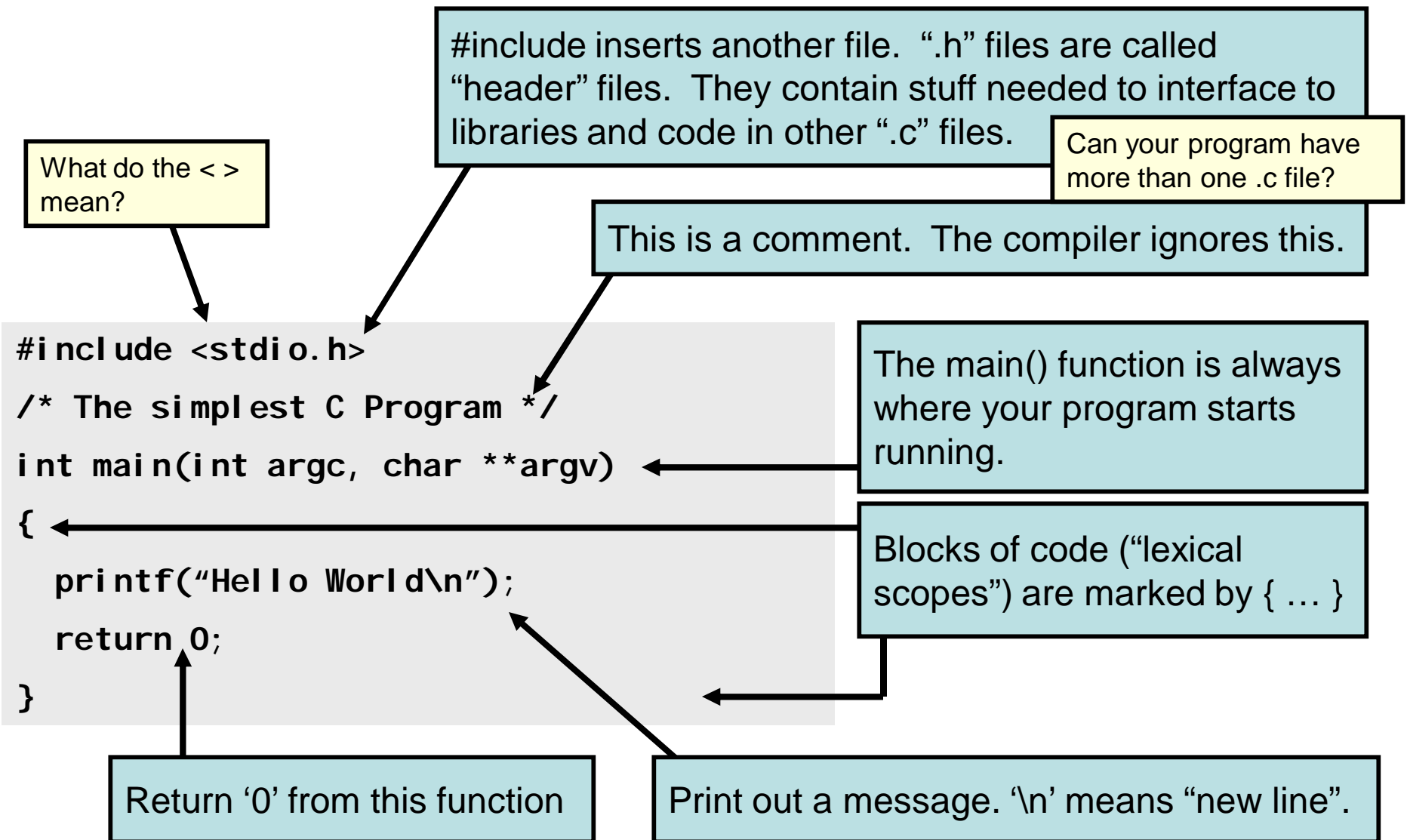
N. Run it and see if it works ☺

```
$ ./my_program
Hello World
$ █
```

./ ?

What if it doesn't work?

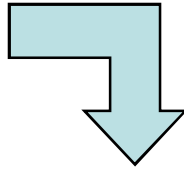
C Syntax and Hello World



A Quick Digression About the Compiler

```
#include <stdio.h>
/* The simplest C Program */
int main(int argc, char **argv)
{
    printf("Hello World\n");
    return 0;
}
```

Preprocess



```
__extension__ typedef unsigned long long int __dev_t;
__extension__ typedef unsigned int __uid_t;
__extension__ typedef unsigned int __gid_t;
__extension__ typedef unsigned long int __ino_t;
__extension__ typedef unsigned long long int __ino64_t;
__extension__ typedef unsigned int __nlink_t;
__extension__ typedef long int __off_t;
__extension__ typedef long long int __off64_t;
extern void flockfile (FILE *__stream) ;
extern int ftrylockfile (FILE *__stream) ;
extern void funlockfile (FILE *__stream) ;
int main(int argc, char **argv)
{
    printf("Hello World\n");
    return 0;
}
```

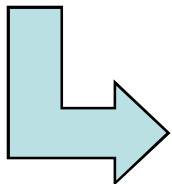
Compilation occurs in two steps:
“Preprocessing” and “Compiling”

Why ?

In Preprocessing, source code is “expanded” into a larger form that is simpler for the compiler to understand. Any line that starts with ‘#’ is a line that is interpreted by the Preprocessor.

- Include files are “pasted in” (#include)
- Macros are “expanded” (#define)
- Comments are stripped out (/* */, //)
- Continued lines are joined (\)

\ ?



Compile

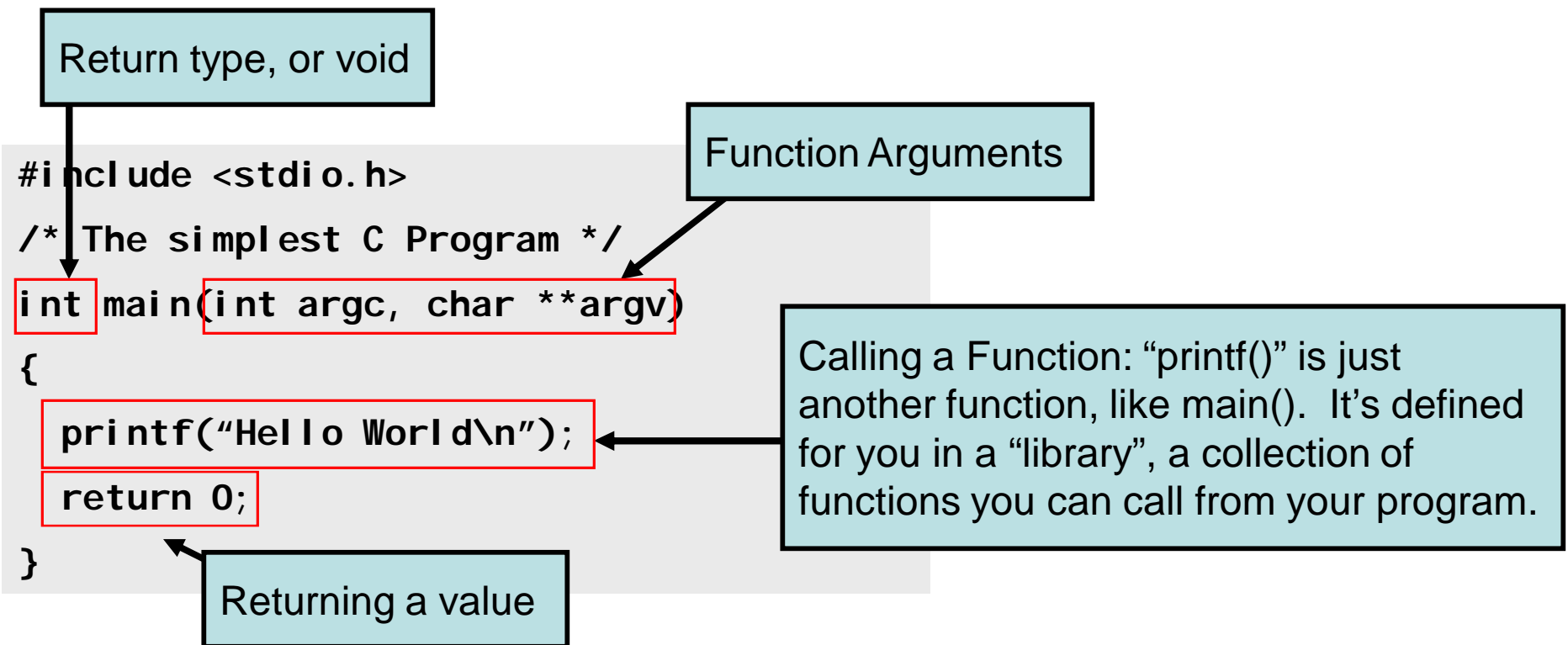
my_program

The compiler then converts the resulting text into binary code the CPU can run directly.

OK, We're Back.. What is a Function?

A **Function** is a series of instructions to run. You pass **Arguments** to a function and it returns a **Value**.

“main()” is a Function. It's only special because it always gets called first when you run your program.



What is “Memory”?

Memory is like a big table of numbered slots where bytes can be stored.

The number of a slot is its **Address**.
One byte **Value** can be stored in each slot.

Some “logical” data values span more than one slot, like the character string “Hello\n”

A **Type** names a logical meaning to a span of memory. Some simple types are:

char	a single character (1 slot)
char [10]	an array of 10 characters
int	signed 4 byte integer
float	4 byte floating point
int64_t	signed 8 byte integer

not always...

Signed?...

Addr	Value
0	
1	
2	
3	
4	'H' (72)
5	'e' (101)
6	'l' (108)
7	'l' (108)
8	'o' (111)
9	'\n' (10)
10	'\0' (0)
11	
12	

72?

What is a Variable?

symbol table?

A **Variable** names a place in memory where you store a **Value** of a certain **Type**.

You first **Define** a variable by giving it a name and specifying the type, and optionally an initial value

declare vs define?

```
char x;  
char y=' e' ;
```

Initial value of x is undefined

Initial value

Name

What names are legal?

Type is single character (char)

extern? static? const?

The compiler puts them somewhere in memory.

Symbol	Addr	Value
	0	
	1	
	2	
	3	
x	4	?
y	5	'e' (101)
	6	
	7	
	8	
	9	
	10	
	11	
	12	

Multi-byte Variables

Different types consume different amounts of memory. Most architectures store data on “word boundaries”, or even multiples of the size of a primitive data type (int, char)

```
char x;  
char y='e';  
int z = 0x01020304;
```

0x means the constant is written in hex

padding

An int consumes 4 bytes

Symbol	Addr	Value
	0	
	1	
	2	
	3	
x	4	?
y	5	'e' (101)
	6	
	7	
z	8	4
	9	3
	10	2
	11	1
	12	

Every **Variable** is **Defined** within some scope. A Variable cannot be referenced by name (a.k.a. **Symbol**) from outside of that scope.

Lexical scopes are defined with curly braces { }.

→ The scope of Function Arguments is the complete body of the function.

→ The scope of Variables defined inside a function starts at the definition and ends at the closing brace of the containing block

→ The scope of Variables defined outside a function starts at the definition and ends at the end of the file. Called “**Global**” Vars.

```
void p(char x)
{
    /* p, x */
    char y;
    /* p, x, y */
    char z;
    /* p, x, y, z */
}
/* p */
char z;
/* p, z */

void q(char a)
{
    char b;
    /* p, z, q, a, b */

    {
        char c;
        /* p, z, q, a, b, c */
    }

    char d;
    /* p, z, q, a, b, d (not c) */
}

/* p, z, q */
```

char b?

legal?

Expressions combine Values using Operators, according to precedence.

$1 + 2 * 2$	$\rightarrow 1 + 4$	$\rightarrow 5$
$(1 + 2) * 2$	$\rightarrow 3 * 2$	$\rightarrow 6$

Symbols are evaluated to their Values before being combined.

```
int x=1;
int y=2;
x + y * y      → x + 2 * 2      → x + 4      → 1 + 4      → 5
```

Comparison operators are used to compare values.
In C, 0 means “false”, and *any other value* means “true”.

```
int x=4;
(x < 5)           → (4 < 5)           → <true>
(x < 4)           → (4 < 4)           → 0
((x < 5) || (x < 4)) → (<true> || (x < 4)) → <true>
```

Not evaluated because
first clause was true



Comparison and Mathematical Operators

`==` equal to
`<` less than
`<=` less than or equal
`>` greater than
`>=` greater than or equal
`!=` not equal
`&&` logical and
`||` logical or
`!` logical not

<code>+</code> plus	<code>&</code> bitwise and
<code>-</code> minus	<code> </code> bitwise or
<code>*</code> mult	<code>^</code> bitwise xor
<code>/</code> divide	<code>~</code> bitwise not
<code>%</code> modulo	<code><<</code> shift left
	<code>>></code> shift right

The rules of precedence are clearly defined but often difficult to remember or non-intuitive. When in doubt, add parentheses to make it explicit. For oft-confused cases, the compiler will give you a warning “Suggest parens around ...” – do it!

Beware division:

- If second argument is integer, the result will be integer (rounded):
 $5 / 10 \rightarrow 0$ whereas $5 / 10.0 \rightarrow 0.5$
- Division by 0 will cause a FPE

Don't confuse `&` and `&&`..

$1 \& 2 \rightarrow 0$ whereas $1 \&\& 2 \rightarrow \text{<true>}$

Assignment Operators

<code>x = y</code>	assign <code>y</code> to <code>x</code>
<code>x++</code>	post-increment <code>x</code>
<code>++x</code>	pre-increment <code>x</code>
<code>x--</code>	post-decrement <code>x</code>
<code>--x</code>	pre-decrement <code>x</code>

<code>x += y</code>	assign <code>(x+y)</code> to <code>x</code>
<code>x -= y</code>	assign <code>(x-y)</code> to <code>x</code>
<code>x *= y</code>	assign <code>(x*y)</code> to <code>x</code>
<code>x /= y</code>	assign <code>(x/y)</code> to <code>x</code>
<code>x %= y</code>	assign <code>(x%y)</code> to <code>x</code>

Note the difference between `++x` and `x++`:

```
int x=5;
int y;
y = ++x;
/* x == 6, y == 6 */
```

```
int x=5;
int y;
y = x++;
/* x == 6, y == 5 */
```

Don't confuse `=` and `==`! The compiler will warn "suggest parens".

```
int x=5;
if (x==6) /* false */
{
    /* ... */
}
/* x is still 5 */
```

```
int x=5;
if (x=6) /* always true */
{
    /* x is now 6 */
}
/* ... */
```

recommendation

A More Complex Program: pow

“if” statement

```
/* if evaluated expression is not 0 */
if (expression) {
    /* then execute this block */
}
else {
    /* otherwise execute this block */
}
```

Need braces?

X ? Y : Z

Short-circuit eval?

detecting brace errors

Tracing “pow()”:

- What does pow(5,0) do?
- What about pow(5,1)?
- “Induction”

```
#include <stdio.h>
#include <inttypes.h>

float pow(float x, uint32_t exp)
{
    /* base case */
    if (exp == 0) {
        return 1.0;
    }

    /* “recursive” case */
    return x*pow(x, exp - 1);
}

int main(int argc, char **argv)
{
    float p;
    p = pow(10.0, 5);
    printf("p = %f\n", p);
    return 0;
}
```

Challenge: write pow() so it requires log(exp) iterations

The “Stack”

Recall lexical scoping. If a variable is valid “within the scope of a function”, what happens when you call that function recursively? Is there more than one “exp”?

Yes. Each function call allocates a “stack frame” where Variables within that function’s scope will reside.

float x	5.0	
uint32_t exp	0	Return 1.0
float x	5.0	
uint32_t exp	1	Return 5.0
int argc	1	
char **argv	0x2342	
float p	5.0	

↑
Grows

```
#include <stdio.h>
#include <inttypes.h>

float pow(float x, uint32_t exp)
{
    /* base case */
    if (exp == 0) {
        return 1.0;
    }

    /* “recursive” case */
    return x*pow(x, exp - 1);
}

int main(int argc, char **argv)
{
    float p;
    p = pow(5.0, 1);
    printf("p = %f\n", p);
    return 0;
}
```

static

Java?

Iterative pow(): the “while” loop

Other languages?

Problem: “recursion” eats stack space (in C). Each loop must allocate space for arguments and local variables, because each new call creates a new “scope”.

Solution: “while” loop.

Loop:

```
if (condition) {
    statements;
    goto loop;
}
```



```
while (condition) {
    statements;
}
```

```
float pow(float x, uint exp)
{
    int i=0;
    float result=1.0;
    while (i < exp) {
        result = result * x;
        i++;
    }
    return result;
}
```

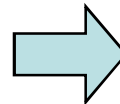
```
int main(int argc, char **argv)
{
    float p;
    p = pow(10.0, 5);
    printf("p = %f\n", p);
    return 0;
}
```

The “for” loop

The “for” loop is just shorthand for this “while” loop structure.

```
float pow(float x, uint exp)
{
    float result=1.0;
    int i;
    i=0;
    while (i < exp) {
        result = result * x;
        i++;
    }
    return result;
}

int main(int argc, char **argv)
{
    float p;
    p = pow(10.0, 5);
    printf("p = %f\n", p);
    return 0;
}
```



```
float pow(float x, uint exp)
{
    float result=1.0;
    int i;
    for (i=0; i < exp; i++) {
        result = result * x;
    }
    return result;
}

int main(int argc, char **argv)
{
    float p;
    p = pow(10.0, 5);
    printf("p = %f\n", p);
    return 0;
}
```

So far, all of our examples all of the data values we have used have been defined in our lexical scope

```
float pow(float x, uint exp)
{
    float result=1.0;
    int i;
    for (i=0; (i < exp); i++) {
        result = result * x;
    }
    return result;
}
```

Nothing in this scope

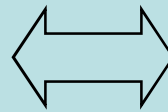
```
int main(int argc, char **argv)
{
    float p;
    p = pow(10.0, 5);
    printf("p = %f\n", p);
    return 0;
}
```

Uses any of these variables

Can a function modify its arguments?

What if we wanted to implement a function `pow_assign()` that *modified* its argument, so that these are equivalent:

```
float p = 2.0;
/* p is 2.0 here */
p = pow(p, 5);
/* p is 32.0 here */
```



```
float p = 2.0;
/* p is 2.0 here */
pow_assign(p, 5);
/* p is 32.0 here */
```

Would this work?

```
void pow_assign(float x, uint exp)
{
    float result = 1.0;
    int i;
    for (i=0; (i < exp); i++) {
        result = result * x;
    }
    x = result;
}
```

Remember the stack!

```

void pow_assign(float x, uint exp)
{
    float result=1.0;
    int i;
    for (i=0; (i < exp); i++) {
        result = result * x;
    }
    x = result;
}

{
    float p=2.0;
    pow_assign(p, 5);
}
    
```

Java/C++?

In C, all arguments are passed as values

But, what if the argument is the *address* of a variable?

float x	32.0
uint32_t exp	5
float result	32.0
float p	2.0

↑
Grows

Recall our model for variables stored in memory

What if we had a way to find out the address of a symbol, and a way to reference that memory location by address?

```
address_of(y) == 5
memory_at[5] == 101
```

```
void f(address_of_char p)
{
    memory_at[p] = memory_at[p] - 32;
}
```

```
char y = 101;      /* y is 101 */
f(address_of(y)); /* i.e. f(5) */
/* y is now 101-32 = 69 */
```

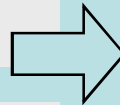
Symbol	Addr	Value
	0	
	1	
	2	
	3	
char x	4	'H' (72)
char y	5	'e' (101)
	6	
	7	
	8	
	9	
	10	
	11	
	12	

This is exactly how “pointers” work.

“address of” or reference operator: `&`
 “memory_at” or dereference operator: `*`

```
void f(address_of_char p)
{
    memory_at[p] = memory_at[p] - 32;
}
```

```
char y = 101;      /* y is 101 */
f(address_of(y)); /* i.e. f(5) */
/* y is now 101-32 = 69 */
```



A “pointer type”: pointer to char

```
void f(char * p)
{
    *p = *p - 32;
}
```

```
char y = 101;      /* y is 101 */
f(&y);             /* i.e. f(5) */
/* y is now 101-32 = 69 */
```

Pointers are used in C for many other purposes:

- Passing large objects without copying them
- Accessing dynamically allocated memory
- Referring to functions

Pointer Validity

A **Valid** pointer is one that points to memory that your program controls. Using invalid pointers will cause non-deterministic behavior, and will often cause Linux to kill your process (SEGV or Segmentation Fault).

There are two general causes for these errors:

How should pointers be initialized?

- Program errors that set the pointer value to a strange number
- Use of a pointer that was at one time valid, but later became invalid

Will ptr be valid or invalid?

```
char * get_pointer()
{
    char x=0;
    return &x;
}

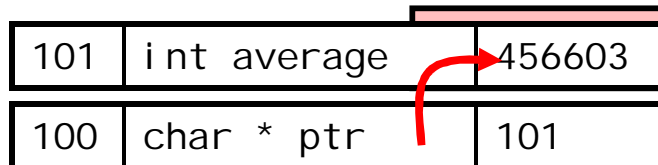
{
    char * ptr = get_pointer();
    *ptr = 12; /* valid? */
}
```

A pointer to a variable allocated on the stack becomes invalid when that variable goes out of scope and the stack frame is “popped”. The pointer will point to an area of the memory that may later get reused and rewritten.

```
char * get_pointer()
{
    → char x=0;
    → return &x;
}

{
    → char * ptr = get_pointer();
    → *ptr = 12; /* valid? */
    → other_function();
}
```

But now, ptr points to a location that's no longer in use, and will be reused the next time a function is called!



Grows

We've seen a few types at this point: char, int, float, char *

Types are important because:

- They allow your program to impose logical structure on memory
- They help the compiler tell when you're making a mistake

In the next slides we will discuss:

- How to create logical layouts of different types (structs)
- How to use arrays
- How to parse C type names (there is a logic to it!)
- How to create new types using typedef

Packing?

struct: a way to compose existing types into a structure

```
#include <sys/time.h>

/* declare the struct */
struct my_struct {
    int counter;
    float average;
    struct timeval timestamp;
    uint in_use:1;
    uint8_t data[0];
};

/* define an instance of my_struct */
struct my_struct x = {
    in_use: 1,
    timestamp: {
        tv_sec: 200
    }
};

x.counter = 1;
x.average = sum / (float)(x.counter);

struct my_struct * ptr = &x;
ptr->counter = 2;
(*ptr).counter = 3; /* equiv. */
```

struct timeval is defined in this header

structs define a layout of typed fields

structs can contain other structs

fields can specify specific bit widths

Why?

A newly-defined structure is initialized using this syntax. All unset fields are 0.

Fields are accessed using '.' notation.

A pointer to a struct. Fields are accessed using '->' notation, or (*ptr).counter

Arrays in C are composed of a particular type, laid out in memory in a repeating pattern. Array elements are accessed by stepping forward in memory from the base of the array by a multiple of the element size.

```
/* define an array of 10 chars */
char x[5] = {'t', 'e', 's', 't', '\0'};
```

Brackets specify the count of elements.
Initial values optionally set in braces.

```
/* accessing element 0 */
x[0] = 'T';
```

Arrays in C are 0-indexed (here, 0..9)

```
/* pointer arithmetic to get elt 3 */
char elt3 = *(x+3); /* x[3] */
```

$x[3] == *(x+3) == 't'$ (NOT 's!')

```
/* x[0] evaluates to the first element;
 * x evaluates to the address of the
 * first element, or &(x[0]) */
```

What's the difference
between char x[] and
char *x?

```
/* 0-indexed for loop idiom */
#define COUNT 10
char y[COUNT];
int i;
for (i=0; i<COUNT; i++) {
    /* process y[i] */
    printf("%c\n", y[i]);
}
```

For loop that iterates
from 0 to COUNT-1.
Memorize it!

Symbol	Addr	Value
char x [0]	100	't'
char x [1]	101	'e'
char x [2]	102	's'
char x [3]	103	't'
char x [4]	104	'\0'

How to Parse and Define C Types

At this point we have seen a few basic types, arrays, pointer types, and structures. So far we've glossed over how types are named.

```
int x;           /* int; */
int *x;          /* pointer to int; */
int x[10];       /* array of ints; */
int *x[10];      /* array of pointers to int; */
int (*x)[10];    /* pointer to array of ints; */
```

```
/* typedef int T;
```

```
/* typedef int *T;
```

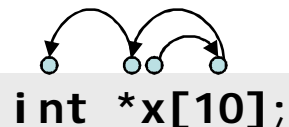
```
/* typedef int T[10];
```

```
/* typedef int *T[10];
```

```
/* typedef int (*T)[10];
```

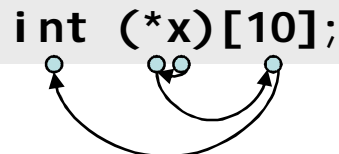
typedef defines
a new type

C type names are parsed by starting at the type name and working outwards according to the rules of precedence:



`int *x[10];`

`x` is
an array of
pointers to
int



`int (*x)[10];`

`x` is
a pointer to
an array of
int

Arrays are the primary source of confusion. When in doubt, use extra parens to clarify the expression.

The other confusing form is the function type.
For example, qsort: (a sort function in the standard library)

For more details:
\$ man qsort

```
void qsort(void *base, size_t nmem, size_t size,
           int (*compar)(const void *, const void *));
```

The last argument is a
comparison function

```
/* function matching this type: */
int cmp_function(const void *x, const void *y);
```

```
/* typedef defining this type: */
typedef int (*cmp_type) (const void *, const void *);
```

const means the function
is not allowed to modify
memory via this pointer.

```
/* rewrite qsort prototype using our typedef */
void qsort(void *base, size_t nmem, size_t size, cmp_type compar);
```

size_t is an unsigned int

void * is a pointer to memory of unknown type.

Dynamic Memory Allocation

So far all of our examples have allocated variables **statically** by defining them in our program. This allocates them in the stack.

But, what if we want to allocate variables based on user input or other dynamic inputs, at run-time? This requires **dynamic** allocation.

sizeof() reports the size of a type in bytes

```

int * alloc_ints(size_t requested_count)
{
    int * big_array;
    big_array = (int *)calloc(requested_count, sizeof(int));
    if (big_array == NULL) {
        printf("can't allocate %d ints: %m\n", requested_count);
        return NULL;
    }

    /* now big_array[0] .. big_array[requested_count-1] are
     * valid and zeroed. */
    return big_array;
}
                
```

For details:
\$ man calloc

calloc() allocates memory
for N elements of size k

Returns NULL if can't alloc

%m ?

Emstar tips

It's OK to return this pointer.
It will remain valid until it is
freed with free()

Caveats with Dynamic Memory

Dynamic memory is useful. But it has several caveats:

Whereas the stack is automatically reclaimed, dynamic allocations must be tracked and `free()`'d when they are no longer needed. With every allocation, be sure to plan how that memory will get freed. Losing track of memory is called a “memory leak”.

Reference counting

Whereas the compiler enforces that reclaimed stack space can no longer be reached, it is easy to accidentally keep a pointer to dynamic memory that has been freed. Whenever you free memory you must be certain that you will not try to use it again. It is safest to erase any pointers to it.

Because dynamic memory always uses pointers, there is generally no way for the compiler to statically verify usage of dynamic memory. This means that errors that are detectable with static allocation are not with dynamic

Some Common Errors and Hints

sizeof() can take a variable reference in place of a type name. This guarantees the right allocation, but don't accidentally allocate the sizeof() the *pointer* instead of the *object*!

```
/* allocating a struct with malloc() */
struct my_struct *s = NULL;
s = (struct my_struct *)malloc(sizeof(*s)); /* NOT sizeof(s)!! */
if (s == NULL) {
    printf(stderr, "no memory!");
    exit(1);
}
```

malloc() allocates n bytes

Why?

Always check for NULL.. Even if you just exit(1).

```
memset(s, 0, sizeof(*s));
```

malloc() does not zero the memory, so you should memset() it to 0.

```
/* another way to initialize an alloc'd structure: */
struct my_struct init = {
    counter: 1,
    average: 2.5,
    in_use: 1
};
```

```
/* memmove(dst, src, size) (note, arg order like assignment) */
memmove(s, &init, sizeof(init));
```

memmove is preferred because it is safe for shifting buffers

Why?

```
/* when you are done with it, free it! */
free(s);
s = NULL;
```

Use pointers as implied in-use flags!

Macros can be a useful way to customize your interface to C and make your code easier to read and less redundant. However, when possible, use a static inline function instead.

What's the difference between a macro and a static inline function?

Macros and static inline functions must be included in any file that uses them, usually via a header file. Common uses for macros:

```
/* Macros are used to define constants */
#define FUDGE_FACTOR 45.6
#define MSEC_PER_SEC 1000
#define INPUT_FILENAME "my_input_file"
```

Float constants must have a decimal point, else they are type int

More on C constants?

```
/* Macros are used to do constant arithmetic */
#define TIMER_VAL (2*MSEC_PER_SEC)
```

Put expressions in parens.

enums

Why?

```
/* Macros are used to capture information from the compiler */
#define DBG(args...) \
do { \
    fprintf(stderr, "%s:%s:%d: ", \
        __FUNCTION__, __FILE__, __LINE__); \
    fprintf(stderr, args...); \
} while (0)
```

Multi-line macros need \

args... grabs rest of args

Why?

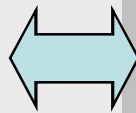
Enclose multi-statement macros in do{}while(0)

```
/* ex. DBG("error: %d", errno); */
```

Sometimes macros can be used to improve code readability... but make sure what's going on is obvious.

```
/* often best to define these types of macro right where they are used */
#define CASE(str) if (strncasecmp(arg, str, strlen(str)) == 0)
```

```
void parse_command(char *arg)
{
    CASE("help") {
        /* print help */
    }
    CASE("quit") {
        exit(0);
    }
}
```



```
void parse_command(char *arg)
{
    if (strncasecmp(arg, "help", strlen("help")) {
        /* print help */
    }
    if (strncasecmp(arg, "quit", strlen("quit")) {
        exit(0);
    }
}
```

```
/* and un-define them after use */
#undef CASE
```

Macros can be used to generate static inline functions. This is like a C version of a C++ template. See `emstar/libmisc/include/queue.h` for an example of this technique.

Some schools of thought frown upon goto, but goto has its place. A good philosophy is, always write code in the most expressive and clear way possible. If that involves using goto, then goto is not bad.

An example is jumping to an error case from inside complex logic. The alternative is deeply nested and confusing “if” statements, which are hard to read, maintain, and verify. Often additional logic and state variables must be added, just to avoid goto.





Unrolling a Failed Initialization using goto

```
state_t *initialize()
{
    /* allocate state struct */
    state_t *s = g_new0(state_t, 1);
    if (s) {
        /* allocate sub-structure */
        s->sub = g_new0(sub_t, 1);
        if (s->sub) {
            /* open file */
            s->sub->fd =
                open("/dev/null", O_RDONLY);
            if (s->sub->fd >= 0) {
                /* success! */
            }
            else {
                free(s->sub);
                free(s);
                s = NULL;
            }
        }
        else {
            /* failed! */
            free(s);
            s = NULL;
        }
    }
    return s;
}
```

```
state_t *initialize()
{
    /* allocate state struct */
    state_t *s = g_new0(state_t, 1);
    if (s == NULL) goto free0;

    /* allocate sub-structure */
    s->sub = g_new0(sub_t, 1);
    if (s->sub == NULL) goto free1;

    /* open file */
    s->sub->fd =
        open("/dev/null", O_RDONLY);
    if (s->sub->fd < 0) goto free2;

    /* success! */
    return s;

free2:
    free(s->sub);
free1:
    free(s);
free0:
    return NULL;
}
```

High Level Question: Why is Software Hard?

Answer(s):

- **Complexity:** Every conditional (“if”) doubles number of paths through your code, every bit of state doubles possible states
 - Solution: reuse code paths, avoid duplicate state variables
- **Mutability:** Software is easy to change.. Great for rapid fixes 😊.. And rapid breakage ☹️.. always one character away from a bug
 - Solution: tidy, readable code, easy to understand by inspection.
Avoid code duplication; physically the same → logically the same
- **Flexibility:** Programming problems can be solved in many different ways. Few hard constraints → plenty of “rope”.
 - Solution: discipline and idioms; don’t use all the rope

- **Complexity:** Every conditional (“if”) doubles number of paths through your code, every bit of state doubles possible states
 - Solution: reuse code paths, avoid duplicate state variables

reuse code paths

```
On receive_packet:
  if queue full, drop packet
  else push packet, call run_queue
```

```
On transmit_complete:
  state=idle, call run_queue
```

```
Run_queue:
  if state==idle && !queue empty
    pop packet off queue
    start transmit, state = busy
```

On input, change our state as needed, and call Run_queue. In all cases, Run_queue handles taking the next step...

- **Complexity:** Every conditional (“if”) doubles number of paths through your code, every bit of state doubles possible states
 - Solution: reuse code paths, avoid duplicate state variables

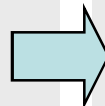
avoid duplicate state variables

```
int transmit_busy;
msg_t *packet_on_deck;

int start_transmit(msg_t *packet)
{
    if (transmit_busy) return -1;

    /* start transmit */
    packet_on_deck = packet;
    transmit_busy = 1;

    /* ... */
    return 0;
}
```



```
msg_t *packet_on_deck;

int start_transmit(msg_t *packet)
{
    if (packet_on_deck != NULL) return -1;

    /* start transmit */
    packet_on_deck = packet;

    /* ... */
    return 0;
}
```

Why return -1?

Addressing Mutability

- **Mutability:** Software is easy to change.. Great for rapid fixes 😊.. And rapid breakage ☹️.. always one character away from a bug
 - Solution: tidy, readable code, easy to understand by inspection. Avoid code duplication; physically the same → logically the same

Tidy code.. Indenting, good formatting, comments, meaningful variable and function names. Version control.. Learn how to use CVS

Avoid duplication of anything that's logically identical.

```
struct pkt_hdr {
    int source;
    int dest;
    int length;
};
struct pkt {
    int source;
    int dest;
    int length;
    uint8_t payload[100];
};
```



```
struct pkt_hdr {
    int source;
    int dest;
    int length;
};
struct pkt {
    struct pkt_hdr hdr;
    uint8_t payload[100];
};
```

Otherwise when one changes, you have to find and fix all the other places



Solutions to the pow() challenge question

Recursive

```
float pow(float x, uint exp)
{
    float result;

    /* base case */
    if (exp == 0)
        return 1.0;

    /* x^(2*a) == x^a * x^a */
    result = pow(x, exp >> 1);
    result = result * result;

    /* x^(2*a+1) == x^(2*a) * x */
    if (exp & 1)
        result = result * x;

    return result;
}
```

Iterative

```
float pow(float x, uint exp)
{
    float result = 1.0;

    int bit;
    for (bit = sizeof(exp)*8-1;
         bit >= 0; bit--) {
        result *= result;
        if (exp & (1 << bit))
            result *= x;
    }

    return result;
}
```

Which is better? Why?