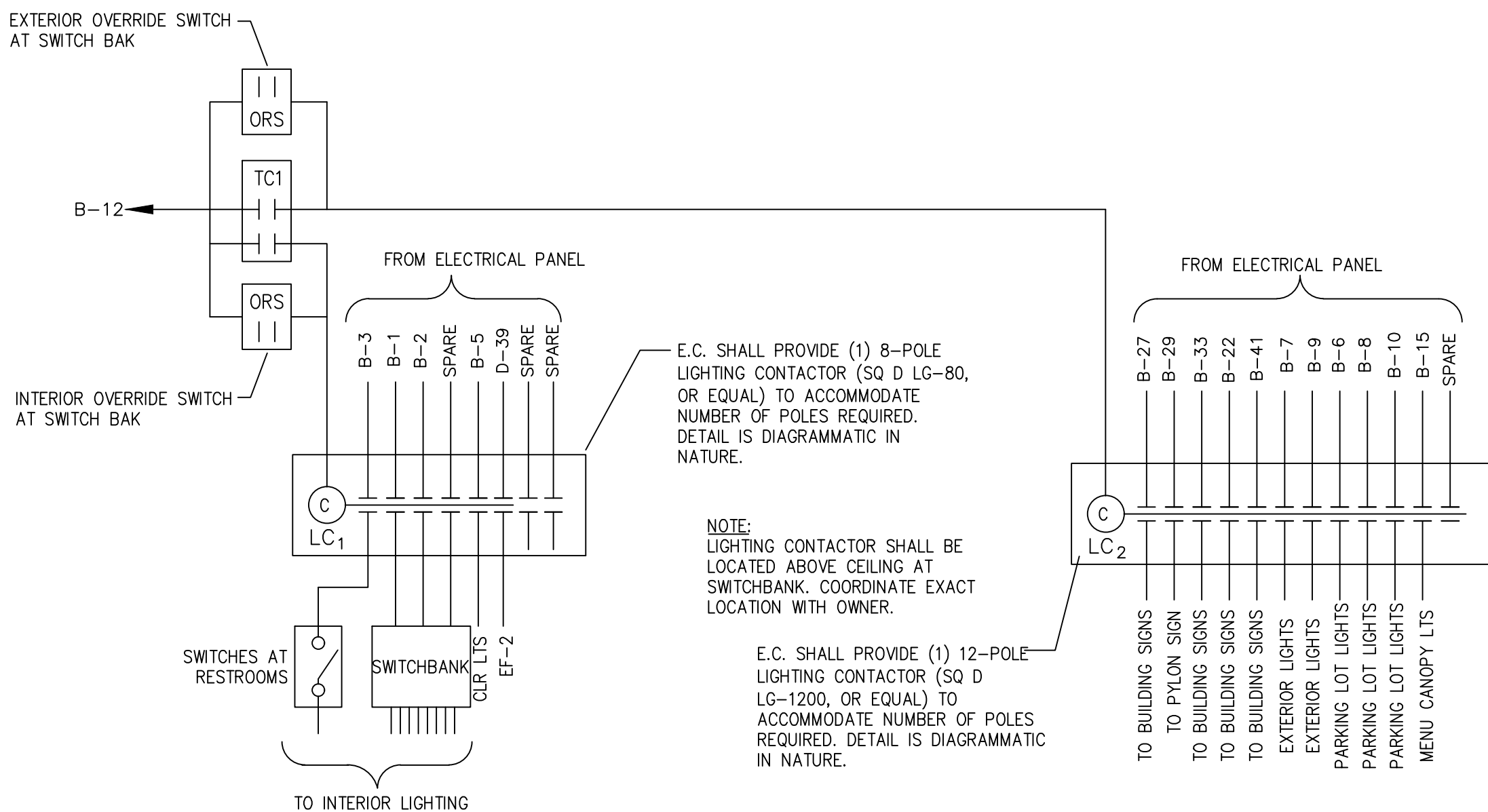
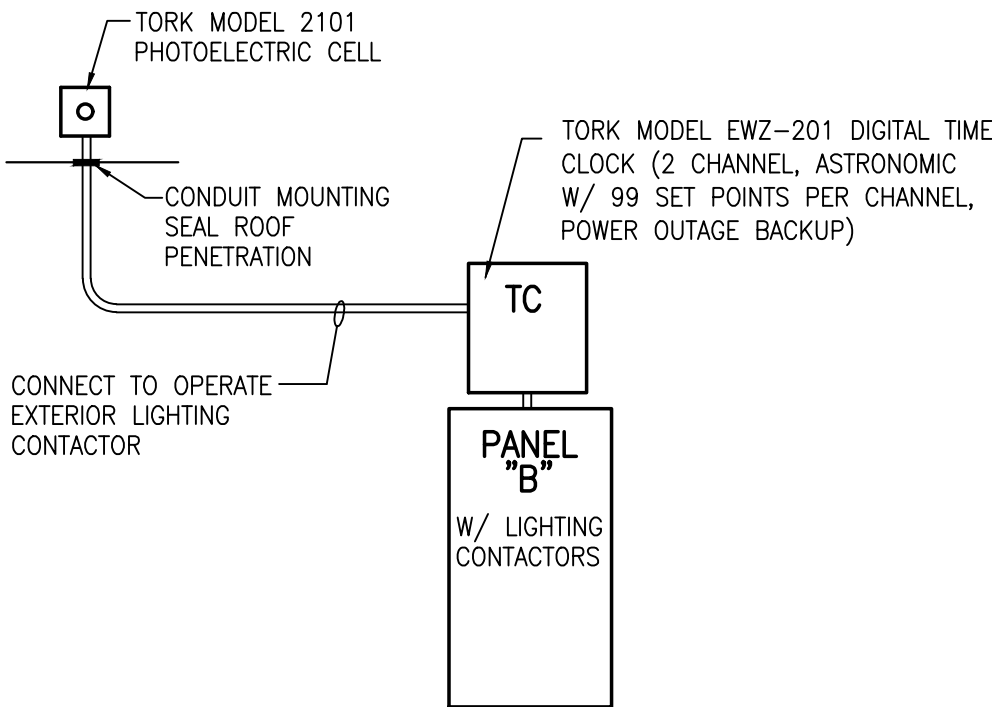


HOOD AND HVAC INTERLOCK DETAIL N.T.S. 2

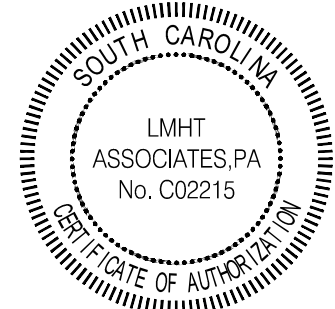



- 3-HONEYWELL T7300 THERMOSTATS: CONTRACTOR SHALL PROVIDE (1 THERMOSTAT/RTU) PER MECH. PLANS.
- 1-TIMER (TORK EWZ-201): CONTRACTOR SHALL PROVIDE TIMER AND CONNECT TO CIRCUIT B-12. SET TIMER AS DIRECTED BY THE CM PER LOCAL OPS REQUIREMENTS. THE TIMER WILL BE SURFACE MOUNTED.
- 1-120 VOLT PHOTO CELL (TORK 2101 SERIES) & WALL MOUNTING BRACKET: PROVIDE CONCEALED EMT & FLEX - CONDUIT FOR WIRE THROUGH A "MULTIPLE PIPE FLASHING" NEAREST RTU2. ATTACH EMT TO THE SIDE OF RTU2. BE CAREFUL NOT TO MOUNT OVER SERVICE DOORS.
- 2-SINGLE POLE TWIST TIMER OVER-RIDE SWITCH (TORK A560m - 60 min MAX): PROVIDE OVER-RIDE SWITCHES, AND SURFACE MOUNT ON THE OFFICE WALL WITH LABELS CLEARLY INDICATING THEIR PURPOSE. COORDINATE EXACT LOCATION WITH O/F/GC.
- E.C. SHALL TEST ALL LIGHTING SYSTEMS TO ENSURE PROPER CALIBRATION, ADJUSTMENT, PROGRAMMING AND OPERATION.



RISER DIAGRAM

LIGHTING CONTROL DIAGRAM N.T.S. 1



△	
△	
△	
△	
△	
△	
△	
△	
△	
△	
△	

CONTRACT DATE:	XXXXX
BUILDING TYPE:	XXXXX
PLAN VERSION:	XXXXX
SITE NUMBER:	315669
STORE NUMBER:	XXXXX

TACO BELL  
SPEARS CREEK CHURCH RD.  
ELGIN, SC 29045



ENDEAVOR 2.0

**ELECTRICAL  
DETAILS**

**E6.0**