


# DAVID RETURNS THE ARK



**MESSIANIC VERSION**

**TRUEWAY KIDS**.COM

# Introduction

In this lesson, we will explore King David returning the Ark back to Jerusalem. Through this passage in 2 Samuel 6, we will discover the significance of God's presence and the importance of celebrating it, even when others may not understand.

## Key points:

- The importance of the Ark
- We should celebrate God's presence.
- Sometime people don't like us worshipping God.

## Lesson Guide

Begin by showing the child a picture of the Ark of the Lord. Explain that the Ark was a special box that held precious things. Place the images in this pack of the content of the Ark in a small box. Allow the children to take out one at a time and discuss its importance. Emphasis that the Ark was a visible symbol of God's presence and a reminder of His covenant with His people.

Ask the child to imagine how they would feel if they lost something special and then found it again. Share that David wanted to bring the Ark back to Jerusalem because it belonged there, just like when we find something special, we want to keep it safe and close to us.

Explain that when David and his people brought the Ark to Jerusalem, they were so happy that they started dancing and celebrating. They wanted to show their love and gratitude to God for His presence with them. Just like David celebrated the Ark's presence in Jerusalem, we can celebrate and rejoice in God's presence in our own lives.

Create a "joyful dance" activity. Put on some worship music and encourage the child to dance and celebrate with all their might, just like David did. You can join in too! Remind them that David was dancing and celebrating because he loved God and was grateful for His presence.


Have the child draw a picture of something that makes them happy and write "I will celebrate before Adonai" underneath it. Explain that just like David, we can celebrate and worship God with joy. It's a way to express our gratitude and love for Him, whether through drawing, singing, or other creative activities.

Ask the child how they would feel if someone didn't understand why they worshiped God and complained about it. Share a personal story of a situation where someone didn't understand your joy or excitement about something. Explain that even when others don't understand, God loves when we worship Him with all our hearts, as mentioned in Psalm 149:3.

Discuss ways to respond to unkind comments or misunderstandings. Brainstorm together on how we can show kindness and understanding to others, even when they don't understand our worship. Encourage the child to pray for those who may not understand and ask God to help them understand His love.

Emphasize how David danced and celebrated with all his might, without worrying about what others thought. Discuss how true worship comes from the heart and is not about impressing others. Encourage the child to remember that when we worship God, whether through song, dance, drawing, or serving, it's important to do it for God and not to impress others.


Finish the lesson with a prayer, thanking God for His presence.



- Inside the ark were
- the gold jar of manna,
  - Aaron's staff that had budded,
  - and the stone tablets of the covenant.

Hebrews 9:4





After David finished dancing, he went home to his family.

Michal met him and said unkind things. She didn't like how he danced.

David explained, "I danced for God, not others. He chose me as king. His opinion matters most."

David showed us we should worship God no matter what others think.



# David Returns the Ark

King David became a great king.


He led his army to fight their enemies.

They fought and won back the city of Jerusalem.

The people were happy to have their city back.

But there was something important missing in their city, Jerusalem.





David knew that the Ark of God was very important.

With great joy, he sent people to bring the Ark home.

When they arrived in Jerusalem, David was so happy.

David danced and sang, showing his love for God.

Everyone saw his joy.



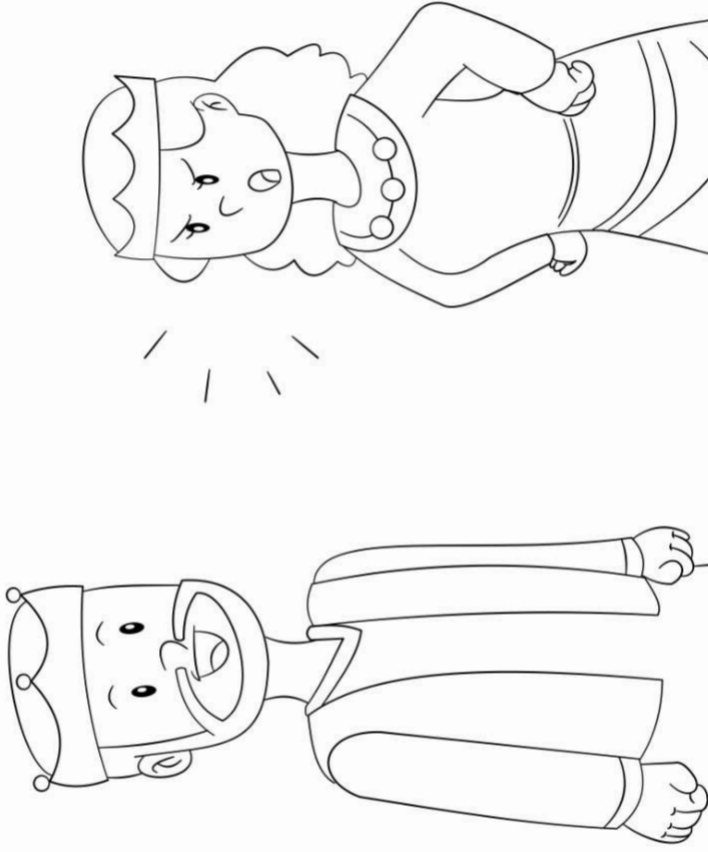
Not everyone understood David's dance.

Michal, his wife and King Saul's daughter, watched and thought it was silly.

She didn't like it.

But David knew he danced for God, who chose him as king.

David cared about God's opinion more than what others thought.




© 2024 truewaykids.com

After David finished dancing, he went home to his family.

Michal met him and said unkind things. She didn't like how he danced.

David explained, "I danced for God, not others. He chose me as king. His opinion matters most."

David showed us we should worship God no matter what others think.



# David Returns the Ark

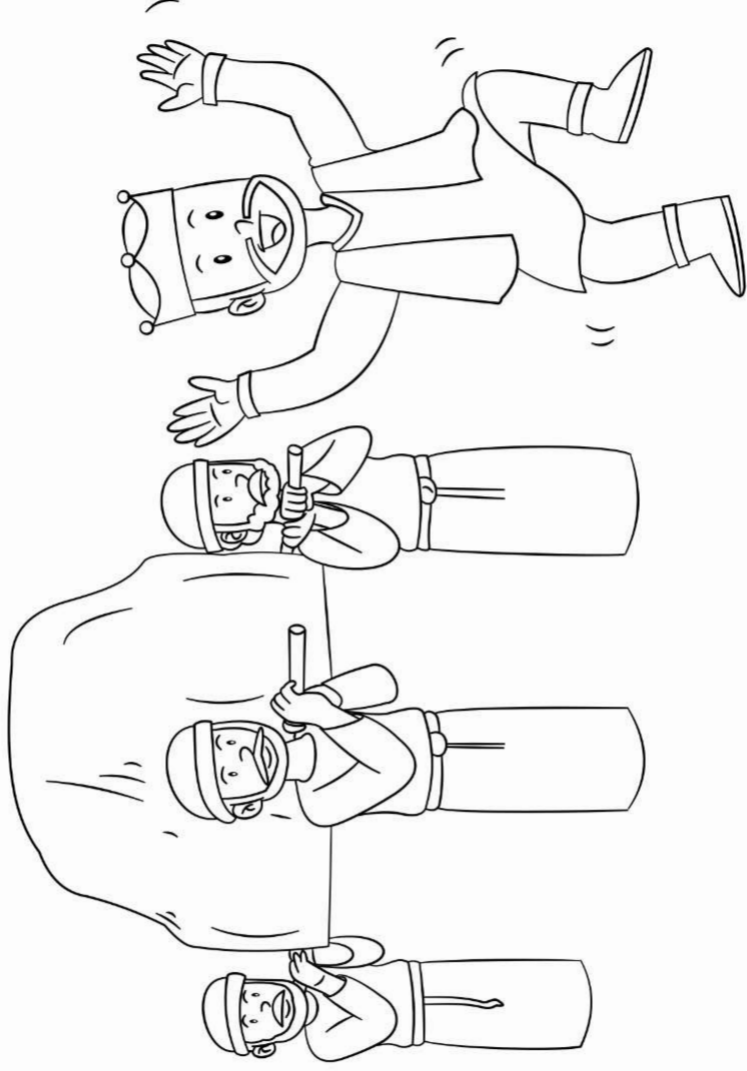
King David became a great king.

He led his army to fight their enemies.

They fought and won back the city of Jerusalem.

The people were happy to have their city back.

But there was something important missing in their city, Jerusalem.




David knew that the Ark of God was very important.

With great joy, he sent people to bring the Ark home.

When they arrived in Jerusalem, David was so happy.

David danced and sang, showing his love for God.

Everyone saw his joy.



Not everyone understood David's dance.

Michal, his wife and King Saul's daughter, watched and thought it was silly.

She didn't like it.

But David knew he danced for God, who chose him as king.

David cared about God's opinion more than what others thought.

# Games and Activities

## Dance Freeze

Play a game of "Dance Freeze". Play worship music and encourage the child to dance.

Randomly pause the music and shout "Freeze!"

When the music stops, the child must freeze in a dance pause.

Reflect on how David danced.



## I Spy Through My Window

Play a game called "I Spy Through My Window" to relate to David's wife seeing him dancing through her window.

Take turns holding up a cardboard frame and say, "I spy something blue" or "I spy something starting with the letter 'R'". The other players should guess the object.

## Dancing Emotions Charades

Give the child an emotion, such as happy, sad, excited, or worried, and have them express that emotion through a dance.

The other players should guess the emotion based on the child's movements and facial expressions.


Discuss how David showed joy through his dancing.

Encourage the child to reflect on different emotions.

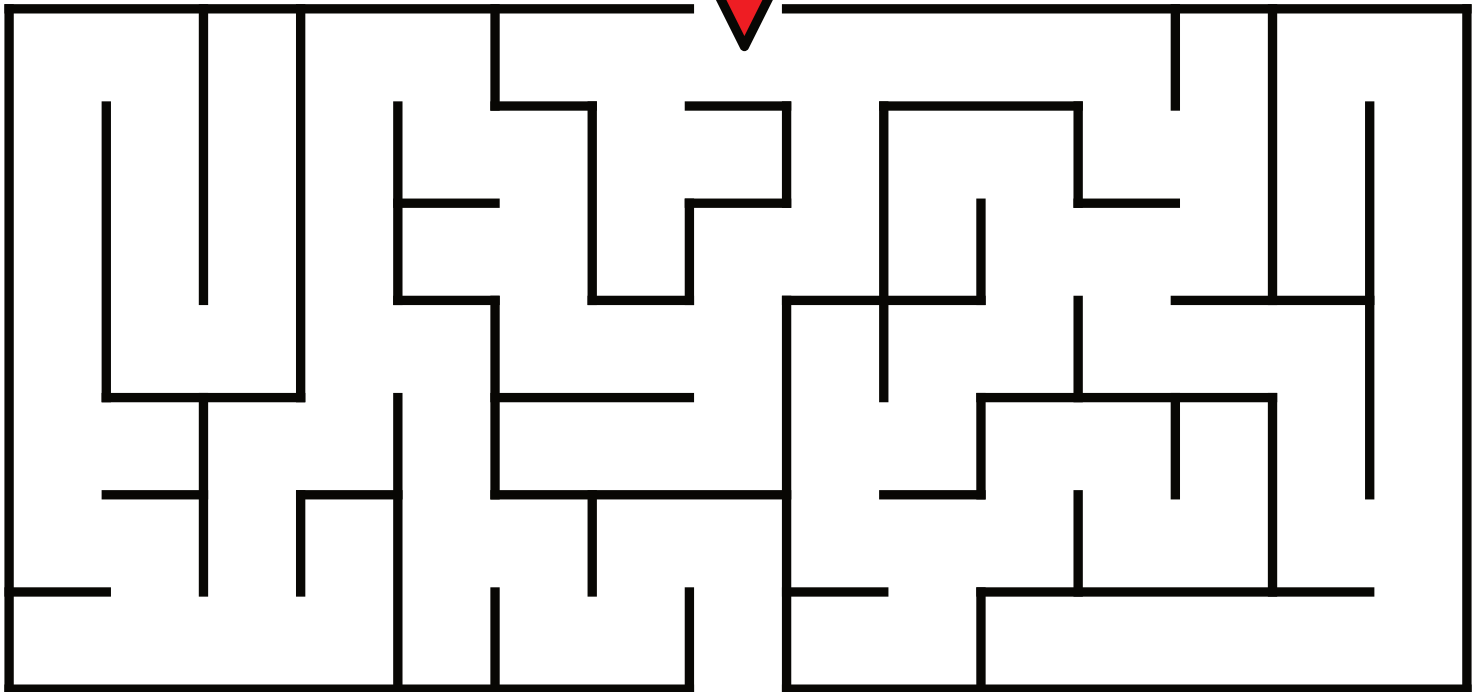







Draw a line to the items found in the Ark




# Bring the Ark back to Jerusalem




# Find 7 Differences



How did David feel when he  
saw the Ark?



How did David's wife Michal  
feel when she saw him  
dance?



Draw a picture of a Celebration



# Craft - David Dances



## What you need:

Template pages  
Colouring equipment  
Scissors  
Tape  
Wool



<https://youtu.be/RAJCEhCfYlg>


## What to do:





Colour the template





Cut out the parts and pieces of wool.



Tape wool to connect feet to body and handle.





# Ark of the Covenant Craft


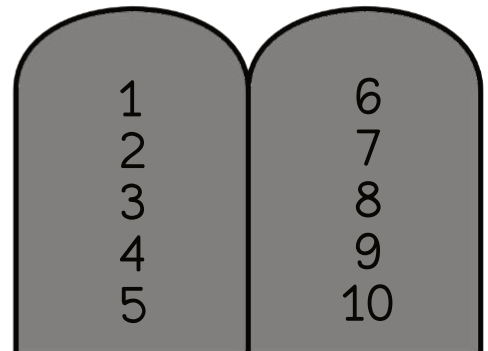

## What you need:

- Template pages (black and white or colour)
- Scissors
- Glue
- Colouring equipment

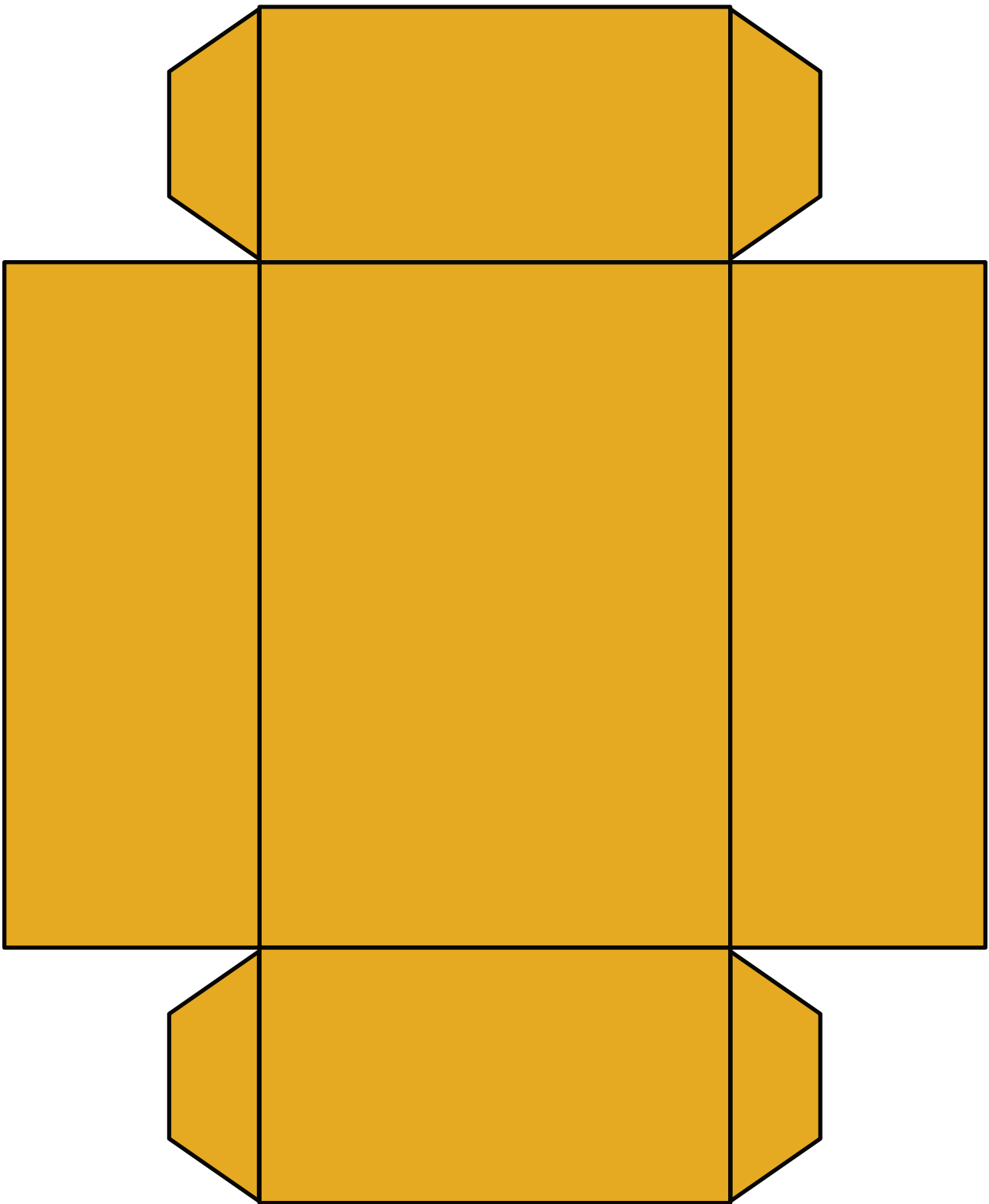


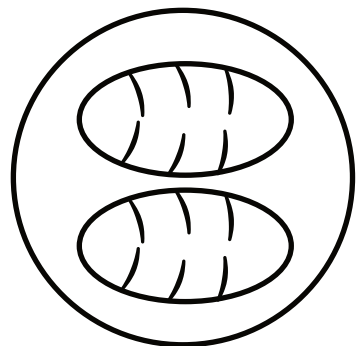
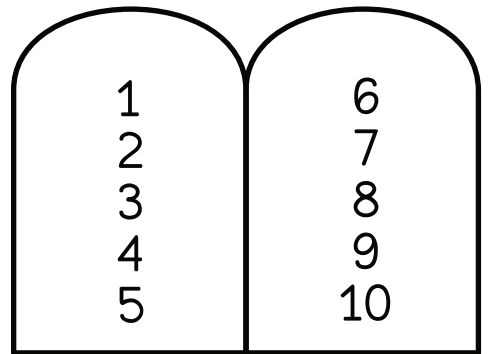



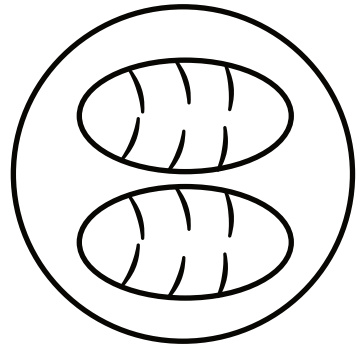
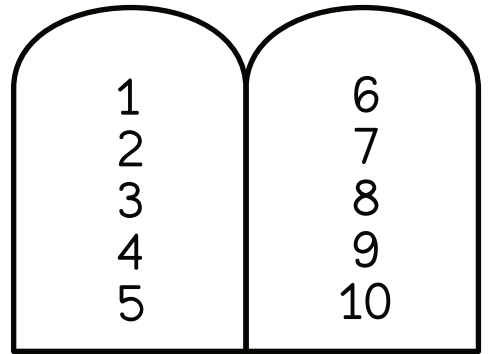



## What to do:

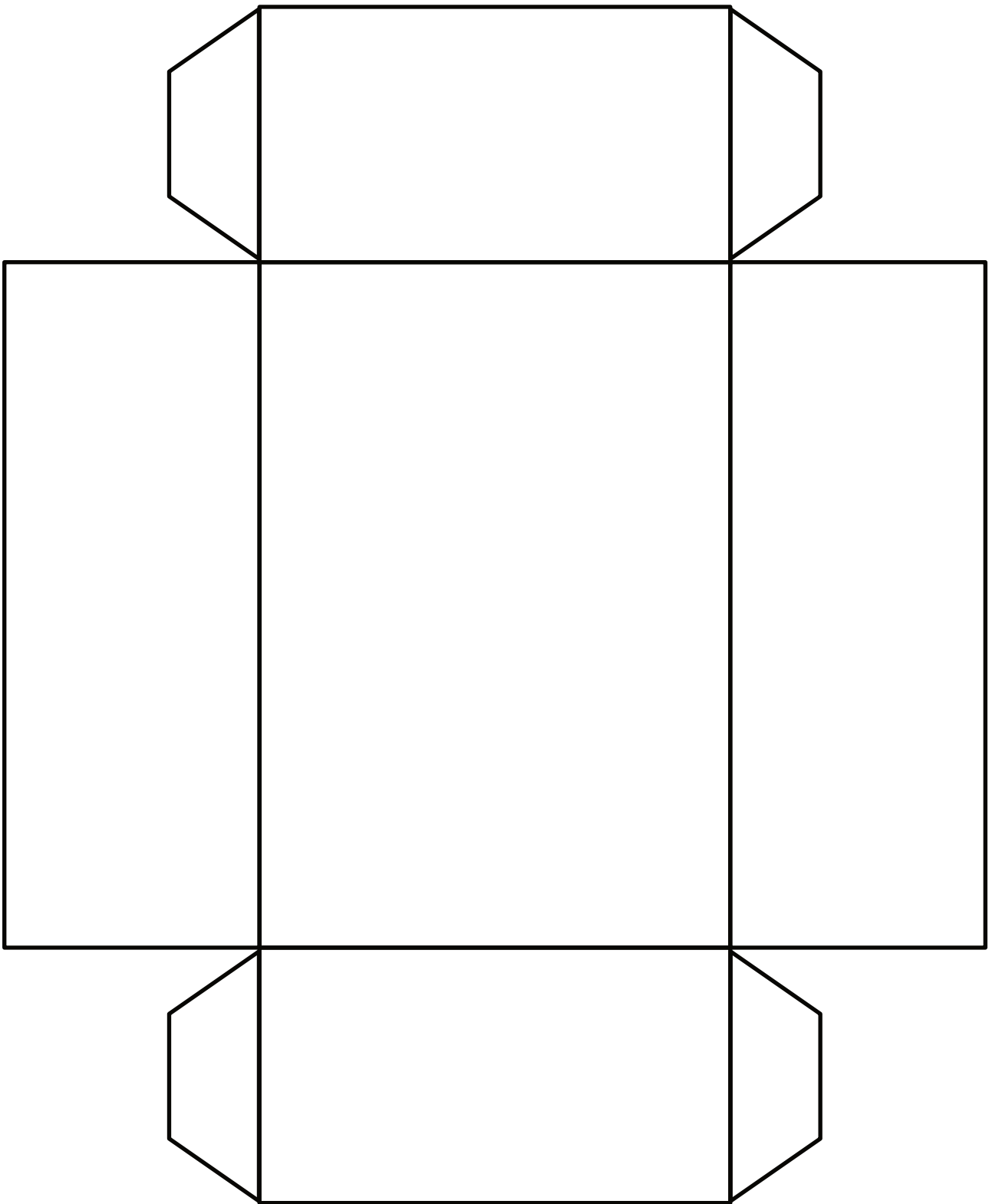
1. Colour the template pages.
2. Cut out all the parts.
3. Glue the angels onto the ark.
4. Place objects inside














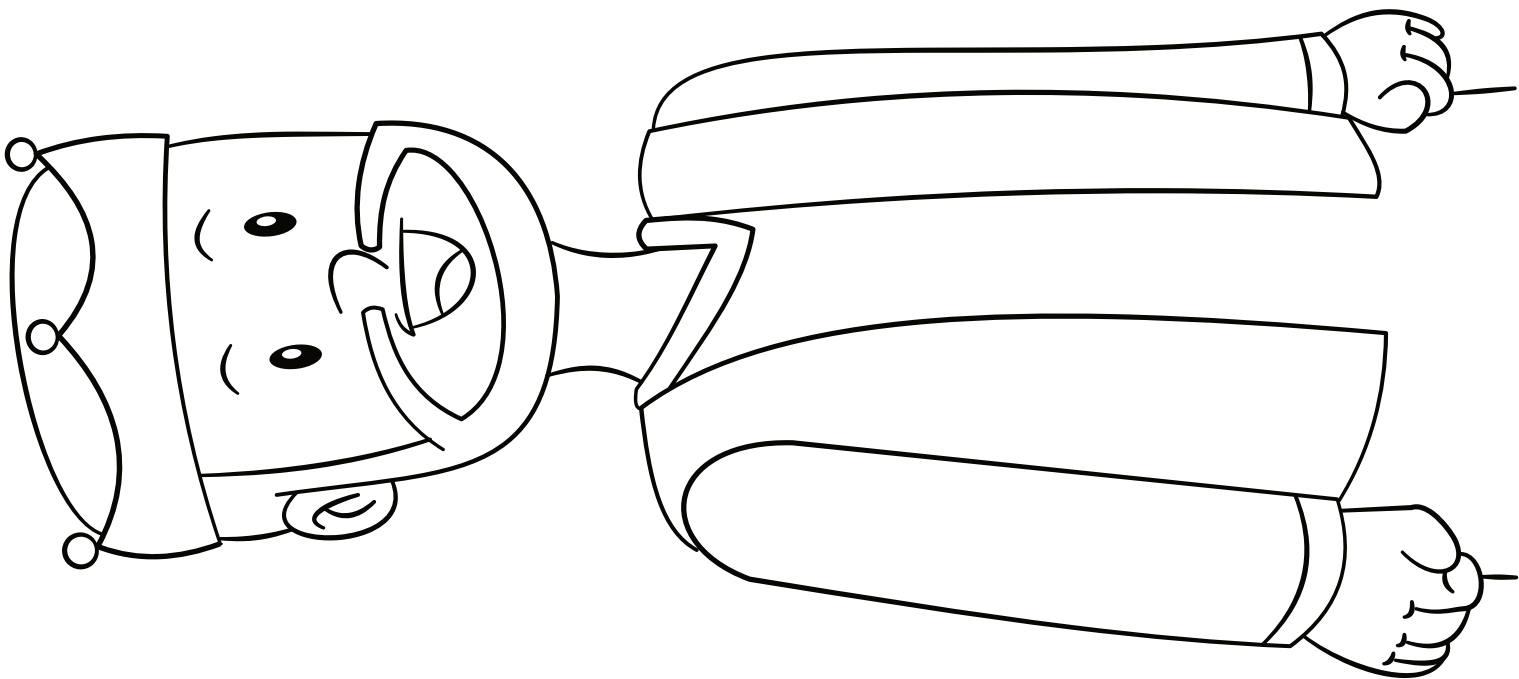















# Worship Time

Recommended worship songs. Not produced by Trueway Kids. YouTube Videos to be used for personal use only.

David returns the Ark - Bible story for kids

[https://youtu.be/bLF0\\_olK7ps](https://youtu.be/bLF0_olK7ps)

When The Spirit of The Lord - 3LittleWords

<https://youtu.be/rQBwl5bVEWl>

I've got praise - Trueway Kids

[https://youtu.be/dFJ9\\_kminXg](https://youtu.be/dFJ9_kminXg)



## Prayer

Thank You, God, for always being with us.

Help us to celebrate and worship You with joy, even if others may not understand.

Amen.

For more free lessons visit

**TRUEWAY KIDS**.COM

If you haven't already done so, sign up to receive future lessons by email.  
[truewaykids.com/subscribe/](https://truewaykids.com/subscribe/)

